

Tasos

Instrumento	TNA	
Call 1d	60,00%	
Call 7d	63,00%	
Caucción 7d	54,84%	12/09/2018
Caucción 30d	55,44%	
CPD 1-30 días*	44,00%	
CPD 301-330 días*	39,00%	11/09/2018
BADLAR Priv. (>\$1mm)	39,94%	
TM20 Priv. (>\$20mm)	41,66%	10/09/2018
LEBAC 35d.	45,04%	
LEBAC 63d.	45,00%	Licitación del 14/08/2018
LEBAC 98d.	47,25%	
TPM - Pass 7d.	60,00%	12/09/2018
U.S. 10-Yr	2,96%	12/09/2018

*TNA ponderada

Dólar BCRA\$3500

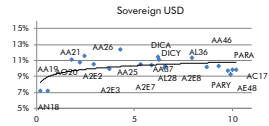
Plazo	Var. directa	Var. Anual
7d	-2,4%	-1,26%
33d	29,7%	32,9%
92d	39,5%	233%
184d	46,4%	184%
365d	121,3%	121%

Rofex - Dólar Futuro

Posición	Vto.	Plazo	TC	Tasa Imp.	C. Ant.	Var
SPOT	12/09/2018	-	37,600			
DLR092018	28/09/2018	16	39,200	97,07%	38,80	1,03%
DLR102018	31/10/2018	49	40,860	64,58%	40,45	1,01%
DLR112018	30/11/2018	79	42,260	57,26%	41,87	0,93%
DLR122018	28/12/2018	107	43,650	54,89%	43,18	1,09%
DLR012019	31/01/2019	141	45,150	51,98%	44,95	0,43%
DLR022019	28/02/2019	169	46,500	51,12%	46,30	0,43%
DLR032019	29/03/2019	198	47,900	50,50%	47,70	0,42%
DLR042019	30/04/2019	230	49,200	48,96%	49,00	0,41%
DLR052019	31/05/2019	261	50,950	49,65%	50,75	0,39%
DLR062019	28/06/2019	289	52,500	50,05%	52,00	0,96%

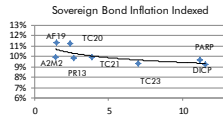
Bonds

Bond	Code	Ami Out.	Coupon	Price	YTM	MD	Maturity
Sovereign USD							
Boner 18	AN18	3.374	9,000%	103,00	7,19%	0,20	29/11/2018
Bonos Int. 19 NYL*	AA19	2.750	6,250%	99,59	7,13%	0,57	22/04/2019
Bonos Int. 20	AO20	1.205	8,000%	98,50	11,17%	1,78	08/02/2020
Bonos Int. 21 NYL*	AA21	4.497	6,875%	91,96	10,76%	2,23	07/04/2021
Bonos Int. 24	AY24	19.622	8,750%	96,83	11,58%	2,43	22/05/2024
Bonos Int. 22 NYL*	A2E2	3.250	6,625%	86,93	10,95%	2,92	26/01/2022
Bonos Int. 23 NYL*	A2E3	1.750	6,625%	82,41	9,27%	3,71	11/01/2023
Bonos Int. 35	AA25	3.494	5,750%	77,44	12,36%	4,29	18/04/2025
Bonos Int. 26 NYL*	AA26	6.497	7,500%	85,77	10,50%	5,31	22/04/2026
Bonos Int. 27 NYL*	A2E7	3.750	6,875%	81,70	10,42%	5,90	26/01/2027
Disc 33	DICA	4.901	8,280%	83,08	11,41%	6,18	31/12/2033
Disc 33 NYL*	DICY	3.966	8,280%	84,47	11,14%	6,23	31/12/2033
Bonos Int. 28 NYL*	A2E8	4.250	5,875%	76,27	10,05%	6,55	11/01/2028
Bonos Int. 28 NYL*	AL28	1.000	6,625%	78,67	10,35%	6,56	06/07/2028
Bonos 37	AA37	2.021	7,625%	76,83	11,34%	7,92	20/04/2037
Bonos Int. 36 NYL*	AL36	1.750	7,125%	76,65	10,18%	8,69	07/07/2036
Par 38*	PARA	1.230	2,500%	55,66	9,69%	9,76	31/12/2038
Par 38 NYL*	PARY	5.297	2,500%	58,08	9,24%	9,91	31/12/2038
Bonos Int. 46 NYL*	AA46	2.750	7,625%	77,74	10,26%	9,30	22/04/2046
Bonos Int. 48 NYL*	AE48	3.000	6,875%	73,00	9,88%	10,00	13/01/2048
Bonos Int. 17 NYL*	AC17	2.603	7,125%	74,00	9,85%	10,18	28/06/2117
Sub-Sovereign USD*							



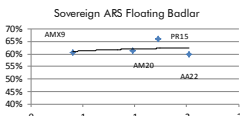
Sovereign Bond Inflation Indexed

Bond	Code	Ami Out.	Coupon	Price	YTM	MD	Maturity
Gatillo S 02-19	AF19	70.481	3,75%	120,30	8,28%	0,39	08/02/2019
Gatillo S 03-20	A2M2	30.000	4,00%	110,50	9,90%	1,41	06/03/2020
Boncer 20	TC20	57.362	2,25%	138,00	11,33%	1,50	28/04/2020
Bocon 24	PR13	1.083	2,00%	384,00	11,26%	2,42	15/03/2024
Boncer 21	TC21	26.736	2,50%	138,40	9,81%	2,62	22/07/2021
Boncer 23	TC23	28.300	4,00%	93,75	9,92%	3,90	06/03/2023
Disc ARL 05	DICP	10.472	5,83%	714,00	9,30%	6,97	31/12/2033
Par ARL 05	PARP	2.861	1,18%	282,00	9,66%	11,16	31/12/2038
C-Par ARL 05	CJAP	23.434	3,31%	449,00	9,26%	11,51	31/12/2045



Sovereign and corporate ARS Floating Monetary Policy

Bond	Code	Ami Out.	Coupon	Price	YTM	MD	Maturity	Spread
Bonle TPM 20	TJ20	104.399	TPM+0%	117,04	64,92%	0,97	22/06/2020	-6,8%
H5BC 20	H5CS0	1.366	TPM+0%	107,00	86,47%	0,97	04/08/2020	7,3%
Barpo 20	BOC70	603	TPM+0%	108,43	72,94%	1,07	02/11/2020	-1,4%
Sovereign ARS Floating Badlar								
Bonar 19	AMX9	39.263	BP+ 2,5%	97,20	60,61%	0,40	11/03/2019	10,0%
Bonar 20	AM20	16.728	BP+ 3,25%	94,10	61,12%	0,98	01/03/2020	10,3%
Bocon 22	PR15	3.235	BP+ 0,0%	153,80	66,03%	1,22	04/10/2022	13,7%
Bonar 22	AA22	53.625	BP+ 2,0%	95,00	59,79%	1,52	04/04/2022	9,4%
Sub-Sovereign ARS Floating Badlar								
CABA TD C16	BDC16	7.111	BP+ 4,45%	73,15	67,92%	0,61	03/02/2020	Spread
CABA TD C18	BDC18	1.706	BP+ 5,0%	92,99	76,96%	0,59	19/05/2020	15,0%
CABA TD C20	BDC22	3.708	BP+ 5,0%	86,70	73,91%	1,36	24/01/2022	19,0%
CABA TD C23	BDC28	13.262	BP+ 3,75%	75,50	70,89%	1,63	22/02/2028	17,0%
PBA TD 2022	PBD19	1.465	BP+ 4,0%	98,00	70,52%	0,87	06/12/2019	16,8%
PBA TD 2022	PBY22	15.182	BP+ 3,83%	79,00	65,35%	1,54	31/05/2022	13,3%
PBA TD 2025	PBA25	30.000	BP+ 3,75%	78,75	69,40%	1,55	14/04/2025	16,0%
Rio Negro 2020	RN20	1.800	BP+ 5,0%	92,84	73,15%	1,00	06/07/2020	18,5%
Neuquen 2021	BNF21	1.912	BP+ 5,0%	87,05	71,64%	1,19	23/02/2021	17,5%
Mendoza 2021	PMJ21	5.219	BP+ 4,375%	88,00	52,11%	1,46	09/06/2021	3,9%
Salta 2021	SAZ1	400	BP+ 5,0%	90,00	68,66%	1,34	22/12/2021	15,5%



Corporate ARS Linked Floating Badlar

Bond	Code	Ami Out.	Coupon	Price	YTM	MD	Maturity	Spread
Hipolecaric 2020	BH400	6.078	TASA FIA	90,63	51,15%	0,75	13/01/2020	3,2%
Galicia 2020	BYC30	151	TASA FIA	1.600,58	51,18%	0,98	18/05/2020	3,2%
Supervielle 2022	BPCAO	4.768	BP+ 4,5%	86,27	78,84%	0,96	10/08/2020	22,2%
T. Naranja 2022	TN370	250	BP+ 3,5%	1.650,96	50,16%	1,36	11/07/2022	2,5%

Corporate ARS Linked Fixed

Bond	Code	Ami Out.	Coupon	Price	YTM	MD	Maturity	Spread
Macro 2022	BACBO	4.621	17,50%	83,32	43,56%	2,12	09/05/2022	39,6%
YFF 2022	YCALO	4.602	16,50%	58,72	47,67%	2,08	09/05/2022	43,0%

Sovereign ARS Fixed

Bond	Code	Ami Out.	Coupon	Price	YTM	MD	Maturity	Spread
Bonos S Sep 18	TS18	25.000	21,20%	109,75	396,06%	0,00	19/09/2018	245,4%
Bonos S Oct Jun-19	AZ19	75.747	28,80%	3.655,85	25,60%	0,68	21/06/2019	24,1%
Bonos S Oct 21	TC21	62.500	18,20%	84,50	32,92%	1,85	04/10/2021	30,6%
Bonos S Oct 23	TC23	64.150	16,00%	84,50	25,03%	2,85	17/10/2023	23,6%
Bonos S Oct 26	TO26	96.570	15,50%	80,00	24,01%	3,58	19/10/2026	22,7%

Letes ARS

Bond	Days	Ami Out.	Coupon	Price	TNA 360	MD	Maturity
LTP08	30	33,000	2,06%	108,80	48,90%	0,06	12/10/2018
LTPN8	79	40,000	3,00%	100,00	50,59%	0,17	30/11/2018
LTPM9	198	19,444	2,85%	S/C			29/03/2019

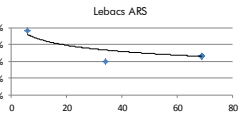
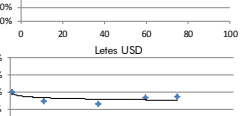

** Compounded monthly

Letes USD

Bond	Days	Ami Out.	Coupon	Price	TNA	MD	Maturity
LTD58	2	1.100	-	99,97	10,00%	0,00	14/09/2018
LTD08	30	1.039	-	99,42	7,35%	0,08	12/10/2018
LTDN8	79	1.098	-	98,63	6,58%	0,21	30/11/2018
LTD9	121	950	-	97,29	8,47%	0,33	11/01/2019
LTD9F	149	1.150	-	96,60	8,56%	0,41	08/02/2019

Lebacos ARS

Bond	Days	Ami Out.	Coupon	Price	TNA	MD	Maturity
11958	6	403.391	-	99,04	58,97%	0,02	19/09/2018
11708	34	127.453	-	95,55	50,00%	0,09	17/10/2018
12188	69	59.639	-	91,10	51,68%	0,19	21/11/2018



Sub-Sovereign ARS Floating

Bond	Code	Ami Out.	Coupon	Price	YTM	MD	Maturity
Neuquen 21 NYL	NRH2	48	7,875%	96,61	10,98%	1,22	26/04/2021
Bs. As. 19 NYL	PBJ19	75	7,500%	97,93	8,77%	0,71	17/06/2019
Salta 22 NYL	SARH2	82	9,500%	97,00	12,01%	1,45	16/03/2022
Bs. As. 21 NYL	BP21	750	10,875%	97,11	13,71%	1,17	26/01/2021
CABA. 21 NYL	CABA21	500	8,950%	97,86	10,87%	1,27	19/02/2021
Bs. As. PBJ 21 NYL	PBJ21	900	9,950%	93,58	13,81%	1,86	09/06/2021
Córdoba 21 NYL**	CO21D	725	7,125%	85,60	14,04%	2,31	10/06/2021
Bs. As. 23 NYL	PBF23	750	6,500%	82,76	13,35%	2,83	15/02/2023
Jujuy 22 NYL	JUS22	210	8,625%	77,89	17,00%	2,97	20/09/2022
Córdoba 26	CO26	300	7,125%	81,22	14,06%	3,01	27/10/2026
Sta Fe 23 NYL**	SF23D	250	7,000%	84,53	12,33%	3,18	23/03/2023
Bs. As. 24 NYL	BP24	1.250					